EN	DE
Product Information	Produktinformationen
according to DIN 6650, DIN 3542 and FDA regulations	Produkt nach DIN 6650, DIN 3542 und FDA Bestimmungen
gastight	gasdicht
for specific length calculation keg drawing or H3-dimension is needed according to DIN 6647	Für konkrete Längenberechnung wird die Keg-Zeichnung oder das H3-Maß nach DIN 6647 benötigt
mounting torque: 35±5 Nm	Anzugsdrehmoment: 35±5 Nm
temperature resistance short-time 135°C	Temperaturbeständigkeit kurzfristig 135°C
for more information www.dispensegroup.com	für mehr Informationen www.dispensegroup.com

	EN				DE			
	Stroke and Passages		open Position	while Cleaning / Filling	Hub und Öffnungsquerschnitte		offene Position	während Reinigung / Befüllen
I	CO_2 valve + tube - Body part 4 - part 1	A	3,5 mm	max. 8,5 mm	CO_2-Dichtung + Steigrohr - Gehäuse Pos. 4 - Pos. 1	A	3,5 mm	max. 8,5 mm
	CO_2 valve - ball in part 1	B	6,5 mm		CO_2-Dichtung - Kugel in Pos. 1	B	6,5 mm	
II	inside the seal part 1	C	160 mm²		innerhalb der Dichtung Pos. 1	C	160 mm²	
	inside the seal part 1	D	180 mm²		innerhalb der Dichtung Pos. 1	D	180 mm²	
	through inner tube Φ17,6 part 1	E	240 mm²		innerhalb des Steigrohres Φ17,6 Pos. 1	E	240 mm²	
III	through outer tube part 4 - part 1	F	190 mm²	410 mm²	außerhalb des Steigrohres Pos. 4 - Pos. 1	F	190 mm²	410 mm²
	in part 3	G	990 mm²		In Pos. 3	G	990 mm²	

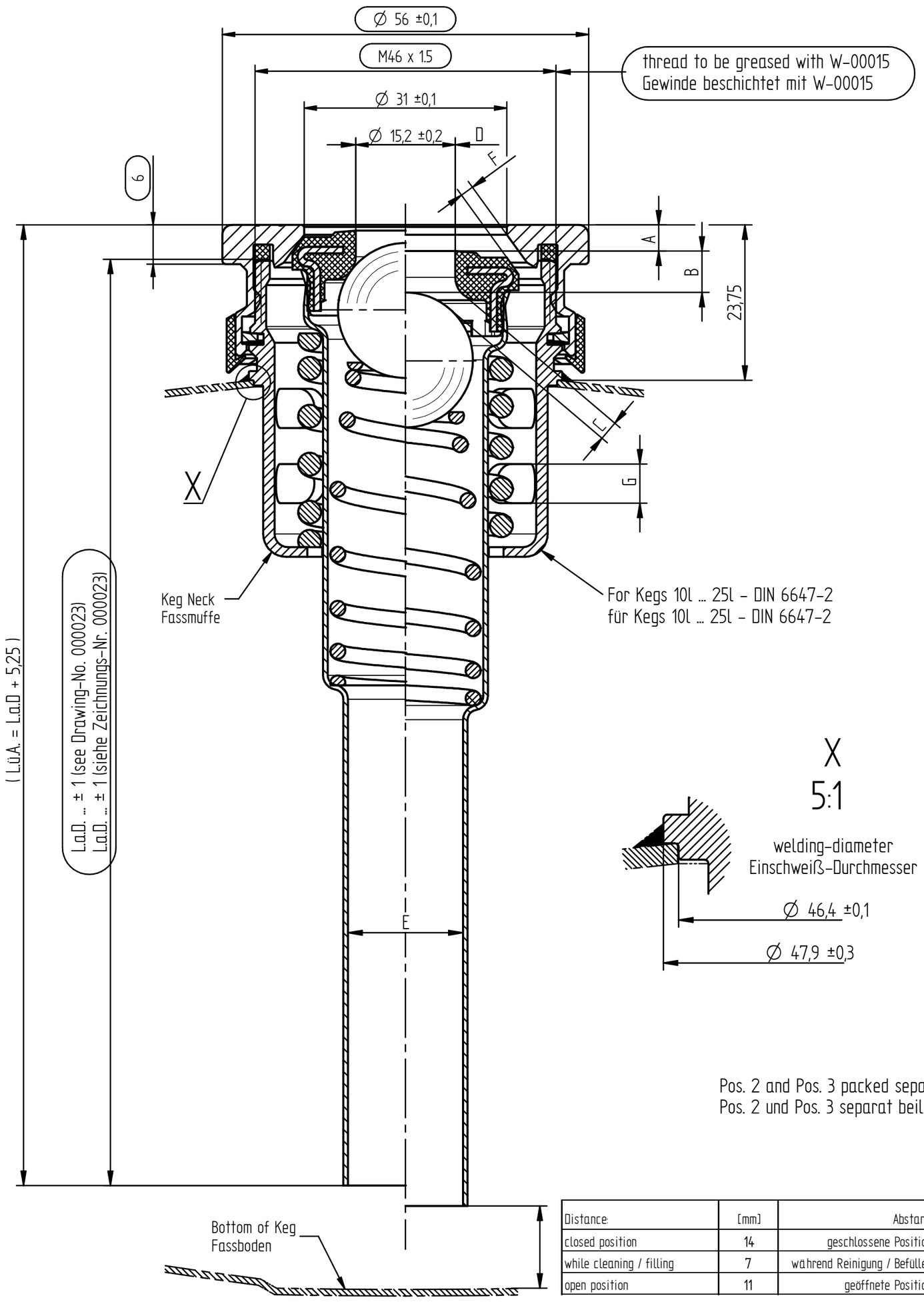

Distance:	[mm]	Abstand:
closed position	14	geschlossene Position
while cleaning / filling	7	während Reinigung / Befüllen
open position	11	geöffnete Position

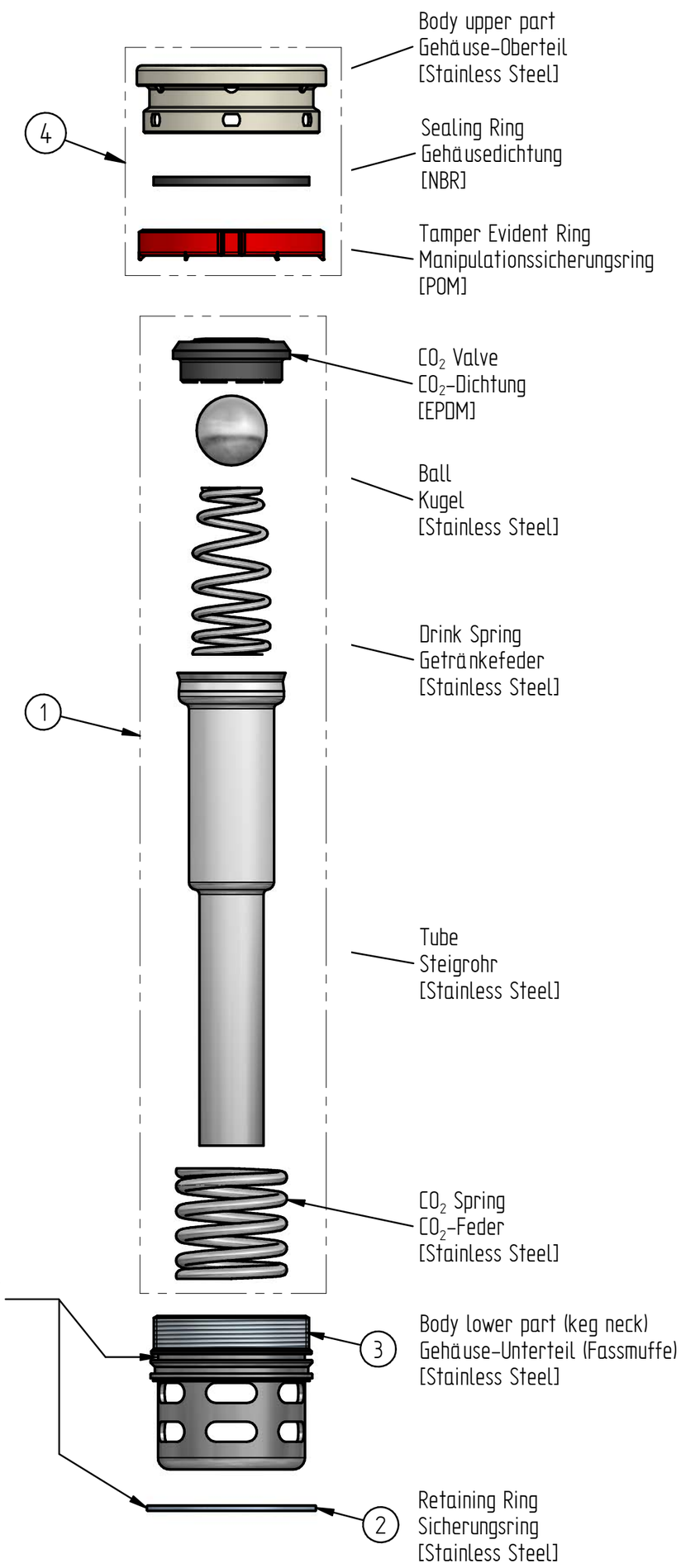

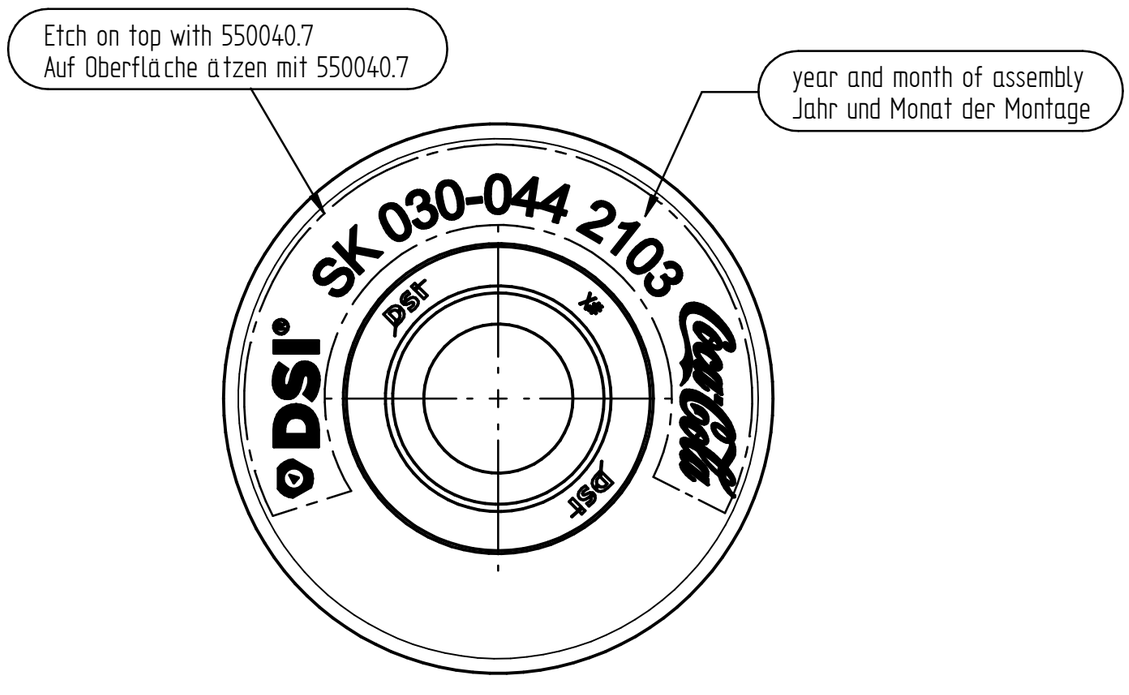

weight calculation ± 5% / Gewichtsberechnung ± 5%

$$m\,[g] = (L.ü.A.\,[mm] - 80mm) * 0{,}315\frac{g}{mm} + 320g$$

Pos.	Quantity	Art.-No.	Title
1	1	000074	Master Down Tube Assembly SD
2	1	550029.7	Retaining Ring
3	1	611206	Keg Neck SD
4	1	910827	SD-ET-CC - upper part

PRODUCT
for kegs / für Kegs
10l ... 25l - DIN 6647-2

TOLERANCES DIN ISO 2768-mH
ROUGHNESS DIN EN ISO 1302
EDGES DIN EN ISO 13715
LAST CHANGE - X △

SCALE 1:1,5 (1,6:1; 5:1)
WEIGHT
VOLUME
MATERIAL

	DATE	NAME
DESIGN.	08.03.2021	somme
ÄM	4551	
LAST CHANG. 2D	25.03.2021	kunze
LAST CHANG. 3D	24.03.2021	kunze

TITLE
Master Extractor Tube SD-CC

FILE NAME: 000162_Masterdrawing_SD-ET-CC_bis 25L_unbetätigt.asm
DRAWING NAME: 000162_Masterdrawing_SD-ET-CC_bis 25L_unbetätigt.dft

ALTERATIONS	DATE	NAME	ÄM
-	-	-	-

DSI MICRO MATIC
PROD. DEV. GERMANY
PROJ. METHOD
FORMAT A2
DRAWING NUMBER 000162
SHEET 1 / 1 SHTS.
REPL. -
REPL. BY -

This drawing is the property of Dispense Systems International. The information on it is confidential and must not be copied for any other purpose without the prior written permission of DSI Getränkearmaturen GmbH. If in doubt, please ask. Samples are required after each revision.